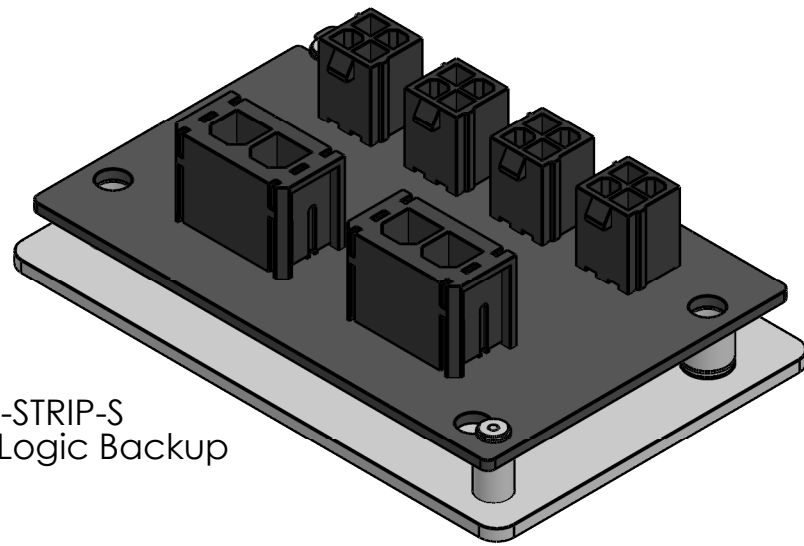


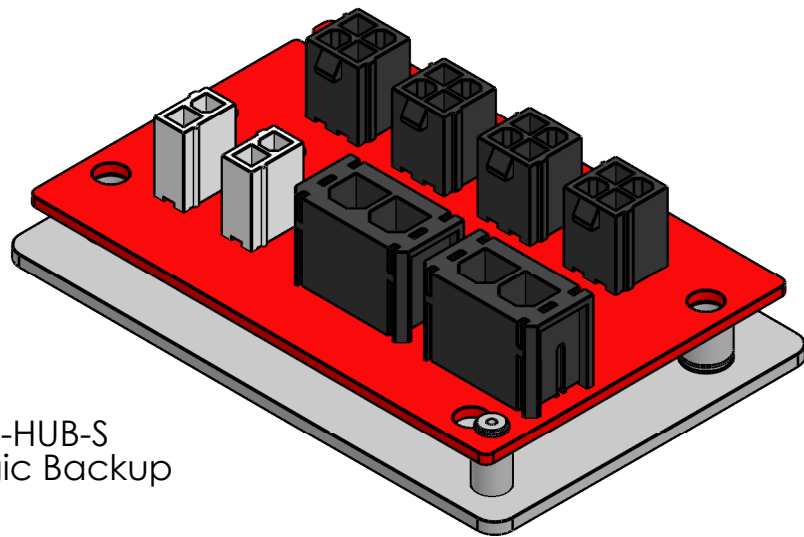
Power Distribution for: ClearPath[®] - IP66K/IP67 Motors

P/Ns: POWER4-STRIP-S & POWER4-HUB-S

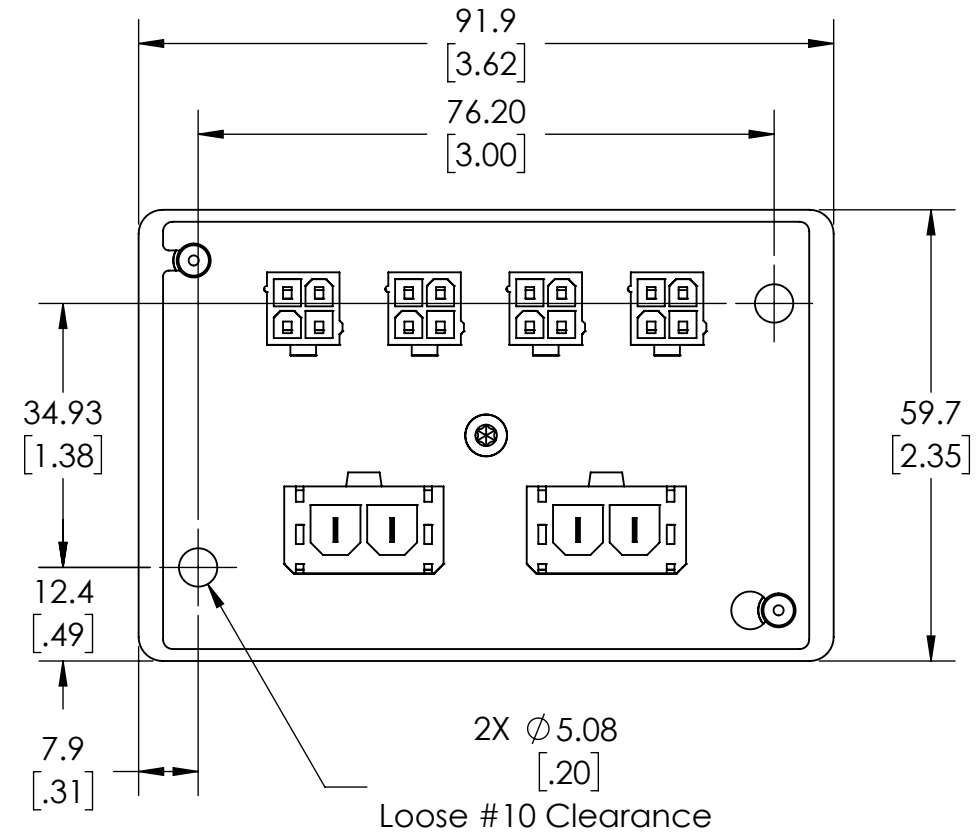
All dimensions are in mm [inch] unless otherwise noted.
Sheet Scale 1:1



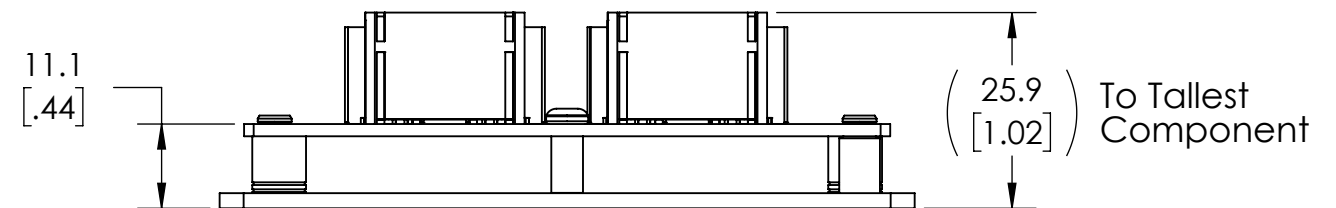
POWER4-STRIP-S
Without Logic Backup
Power



POWER4-HUB-S
With Logic Backup
Power



POWER4-STRIP-S displayed.
Dimensions listed also apply to POWER4-HUB-S.



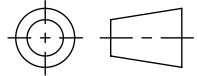
Unless otherwise specified, untoleranced dimensions default to:

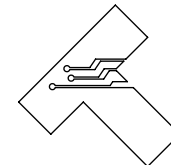
X.X: \pm .5mm [0.020]
X.XX: \pm .25mm [0.010]

Teknic, Incorporated

Victor, NY 14564 USA

This document and related electronic files are the sole property of Teknic, Incorporated and contain proprietary information.


Third-Angle Projection



Additional documentation including product specifications, up-to-date compliance information, and manuals can be downloaded from Teknic's website.

Visit <https://www.teknic.com/> to access that documentation.

DWG. NO./REV
D1242/A

TITLE: Power Distribution for ClearPath IP66K/IP67

1 of 1
Sheets